



## 内容真实性责任声明（格式）

学校对 清远职业技术学院 质量年度报告(2019) 及相关附件

内容的真实性、完整性和规范性负责。

学校负责人：\_\_\_\_\_

学校负责人：\_\_\_\_\_





5.	.....	37
5.1	.....	37
5.2	.....	39
5.3	.....	40
5.4	.....	40
5.5	.....	42
6.	.....	42
6.1	.....	43
6.2	.....	43
6.3	.....	45
7.	.....	45
7.1	.....	45
7.2	.....	46

1	2018	.....	- 7 -
2	2018	.....	- 8 -
3	2018	.....	- 9 -
4	2018	.....	- 9 -
5	2018	.....	- 10 -
6		.....	- 11 -
7		.....	- 19 -
8	2017	.....	- 22 -
9		.....	- 23 -

1 5 18 19 4 24 2

**Q G ý & é @**





# 1.3

" " "

"

# 2.

## 2.1

### 2.1.1

2018 4882 4275 87.57%  
0.04% 4

54.06%

45.94%

1 2018

	%			
	5000	4882	4275	87.57
	4862	4861	4260	87.64
	736	736	677	91.98

2 2018







3

### 2.1.3

		2018		463
410		407	276	
	20			31






“ ” “ ”  
2017 “ ”  
• “ ”

2018 5 7

“ ” “ ” “ ”  
“ ”



7



8

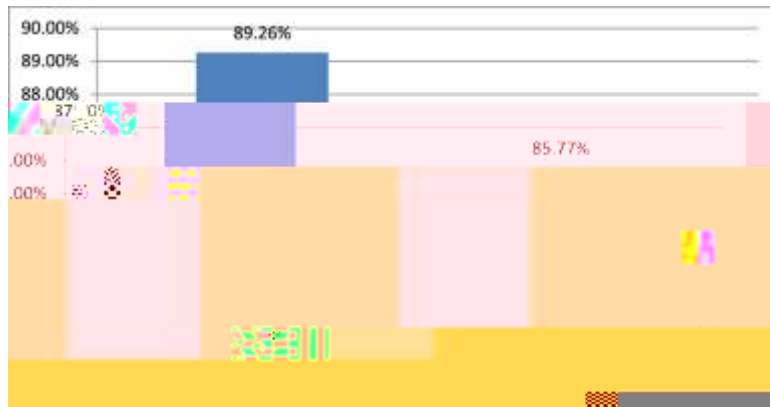
### 2.2.3

2018

89.26%

2017

3.49



9

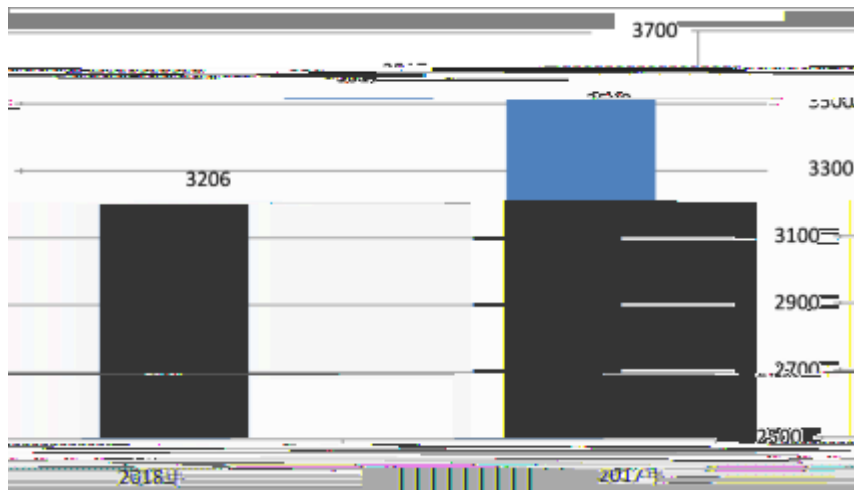
### 2.2.4

2018

3517

2017

9.70



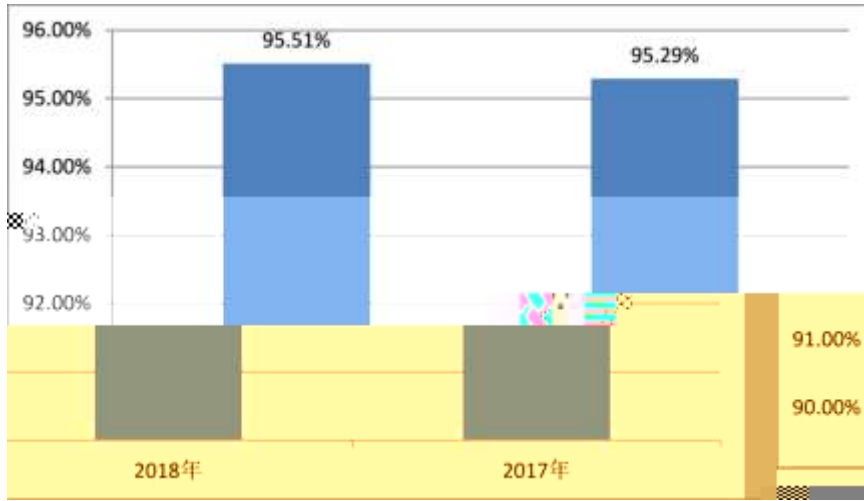
10

### 2.2.5

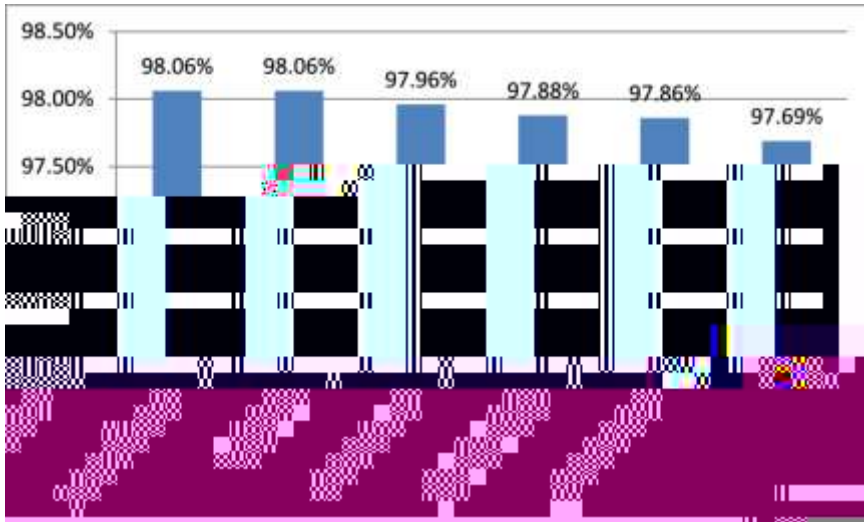
		2018			
	65.05%	2017	13.98%	"	2025"
2018				807	
	19.05%	500	2018		500
	100		2.36%		

### 2.2.6

		2018		95.49%
"	"			71.21%
2017				2018
		95.51%	2017	"
"				



11



12

12

2018

2017

12







## 2.4

6

		2017
--	--	------





8 2017

"

"

1		1		

2

4

31		1		
----	--	---	--	--

17 2017-2018

### 3.1.2

2018	31	6
3		29.03%
15	1	

9				
1				
2				







19



20

### 3.1.3

2018

5

2018

3

"

"

"

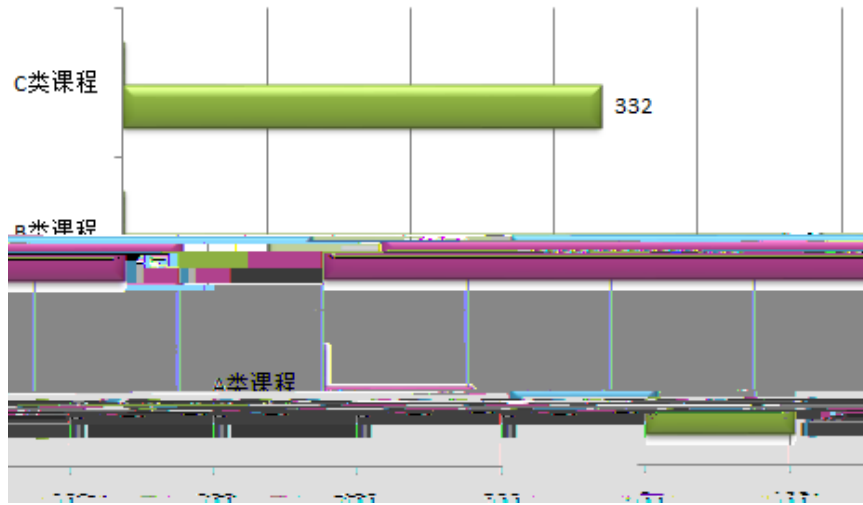
"

2017

2018

10





22

### 3.2.2

10

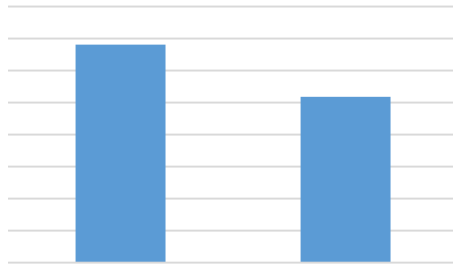
77

12

1			



6				2017	9787313156334
7				2017	9787536158009
8	ERP			2017	9787301217238
9					306057914



24

"

"

"

"

10

1000

/

2017-2018

7


"

"

7

"

"



25

### 3.3.2

2017-2018	1	OTAD
		260
	4552	3832
7181		



26

6

6

15

2

6

**3.4**

14

1			15.17	14.01
2		%	66.73	82.68
3		/	5779.00	7098.25

## 4.

### 4.1

2017

### 4.2

2017	9140		3821
	1632	21.7%	2017
20,993.09	19,478.03		
	4,741.65	24.3%	
	4,660.42	24%	
2017	12		

1

**SDDI " 4431"**

7

" 1+1"

1

1

" 2+2" 2

2

SDDI " 4431"

HACCP

PDCA

SDCA

SDDI

Standard

Do

Di agnosti cate

Improvement

" 4431"

2

2017

98. 51%

3. 11%

86. 30%

2066 /

3517 /

95. 29

96. 65% 2016

89. 73%



28 SDDI

## 4.3

56.98

16

"

"

"

"

"

+

+

+

"

"

"

4

40



29









32

" "

" "

2017

" "

2018

" "



33

" "

## 5.5

## 6.1

2018			TAFE	
	"	"	60	94%

TAFE

" "

## 6.2

2018		3		
		12		"
		"	2018	3
Schoonmaker Stephen				
			2018	5
Mike Waddell			"	
"				
2018		6		



34



35

## 6.3

17



## 7.2

1

2

3

"

"

"

"

"